

# COMP Student Account Activation

---

DEPARTMENT OF COMPUTING, THE HONG KONG POLYTECHNIC  
UNIVERSITY

# COMP Student Account Activation

Go to <https://acct.comp.polyu.edu.hk> and select **Activate Account**



THE HONG KONG  
POLYTECHNIC UNIVERSITY  
香港理工大學



Department of Computing  
電子計算學系

## COMP Password Self Service

Staff

Student


Change Password

Forgot Password

Activate Account

How-to Activate


  
Helpdesk

  
2766-4343


# COMP Student Account Activation

---

Continue *Captcha Verification*

**Verification**  
Department of Computing, HKPU - Password Self Service

Please complete the verification process. This process helps to protect your account from abuse.


I'm not a robot   
reCAPTCHA  
Privacy - Terms



# COMP Student Account Activation

---

Enter your *Student ID*

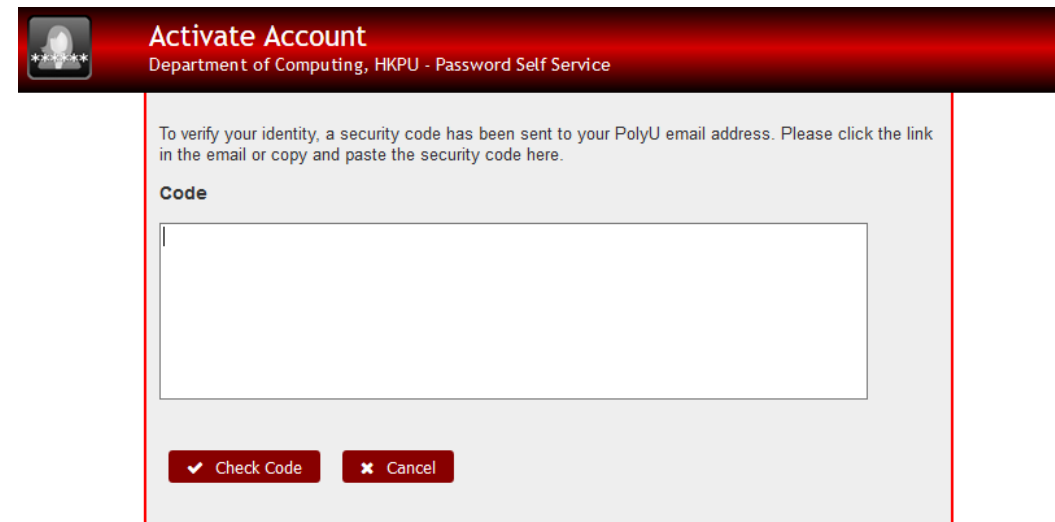
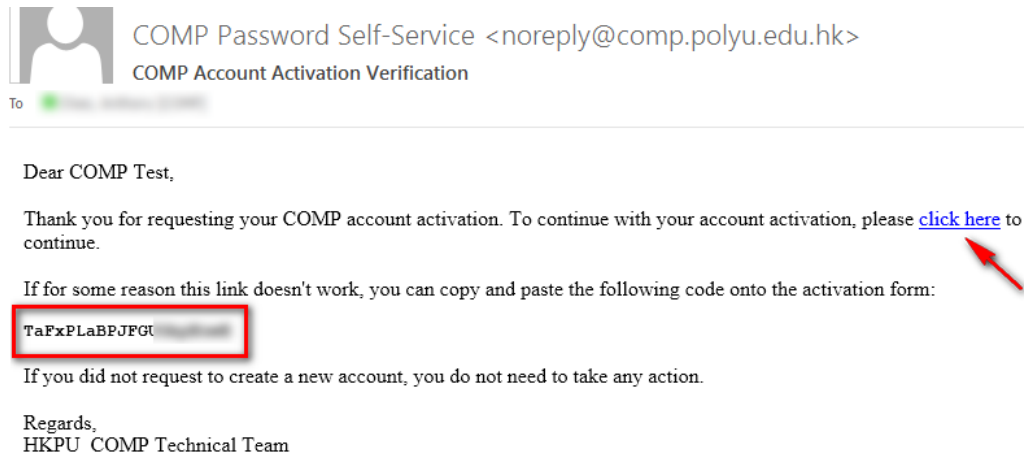
**Activate Account**  
Department of Computing, HKPU - Password Self Service

To confirm your identity, please enter the following information. Your information will be used to locate and activate your user account.

Be sure to complete the process, or your account will not be activated properly.

Student ID\*


# COMP Student Account Activation



A mail will be sent to your PolyU email account <*student\_id@connect.polyu.hk*>  
Click **click here**, or paste the token into **Code** field and **Check Code**.

# COMP Student Account Activation

Enter your ***New Password*** twice to continue, remind that your password need to match the rules stated.




## Change Password


Department of Computing, HKPU - Password Self Service 166

Please change your password. Keep your new password secure. After you type your new password, click the Change Password button. If you must write it down, be sure to keep it in a safe place. Your new password must meet the following requirements:



- Password is case sensitive.
- Must be at least 8 characters long.
- Must include at least 1 letter.
- Must not include any of the following values: password test
- Must not include part of your name or username.
- Must not include a common word or commonly used sequence of characters.

**New password accepted, please click change password**

**New Password**  

  **Strength: Good**  


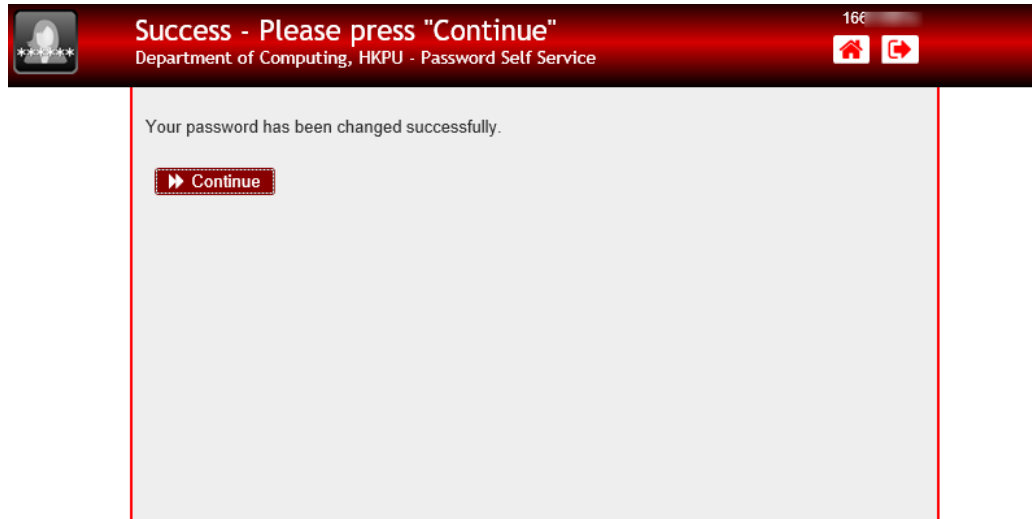
**Confirm Password**

**▶▶ Change Password** **▶▶ Cancel**

# COMP Student Account Activation

---



The screenshot shows a web interface with a dark red header. On the left, there is a small icon of a person with a lock symbol. The header text reads "Success - Please press 'Continue'" in white, followed by "Department of Computing, HKPU - Password Self Service" in a smaller font. On the right side of the header, the number "166" is displayed, along with a home icon and a refresh icon. Below the header, the main content area is light gray and contains the text "Your password has been changed successfully." followed by a red button with a white right-pointing arrow and the word "Continue".



The screenshot shows an email notification. At the top left is a gray silhouette icon of a person. To its right, the text reads "Thu 28/11/2016 4:52 PM" and "COMP Password Self-Service <noreply@comp.polyu.edu.hk>". Below this, the subject line is "COMP Account Activated". The recipient field is labeled "To" and shows a blurred email address.

Dear COMP Test,

**Your COMP account 166[REDACTED] is activated.**

You may login to [COMP Intranet](#) and test your account.

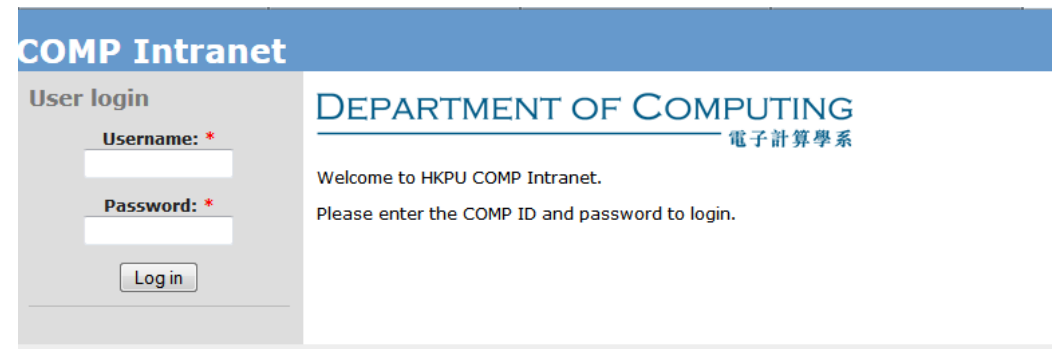
Regards,  
HKPU COMP Technical Team

Your account is activated, and email is sent to your PolyU email account

# COMP Student Account Activation

---

Login to [COMP Intranet](#) to verify the account is activated.



The screenshot shows the COMP Intranet login interface. At the top, there is a blue header with the text "COMP Intranet". Below this, the page is divided into two main sections. On the left, under the heading "User login", there are two input fields: "Username: \*" and "Password: \*", each followed by a red asterisk. Below these fields is a "Log in" button. On the right, the text "DEPARTMENT OF COMPUTING" is displayed in blue, with "電子計算學系" in Chinese characters below it. Underneath, there is a welcome message: "Welcome to HKPU COMP Intranet." followed by the instruction: "Please enter the COMP ID and password to login."